





1. Print off your chosen design off to fit proportionally to the pumpkin.
2. Cut along the dashed line.
3. Apply the design to your pumpkin using sticky tape.
4. Trace along the edge using a black marker pen.



1. Print off your chosen design off to fit proportionally to the pumpkin.
2. Cut along the dashed line.
3. Apply the design to your pumpkin using sticky tape.
4. Trace along the edge using a black marker pen.



1. Print off your chosen design off to fit proportionally to the pumpkin.
2. Cut along the dashed line.
3. Apply the design to your pumpkin using sticky tape.
4. Trace along the edge using a black marker pen.